


VIDEN DJURS

Undervisningsmiljøvurdering 2018– VID Gymnasier

VID Gymnasier samlet (HTX + HHX)

Data indsamlet i ugerne 48-49 i 2018

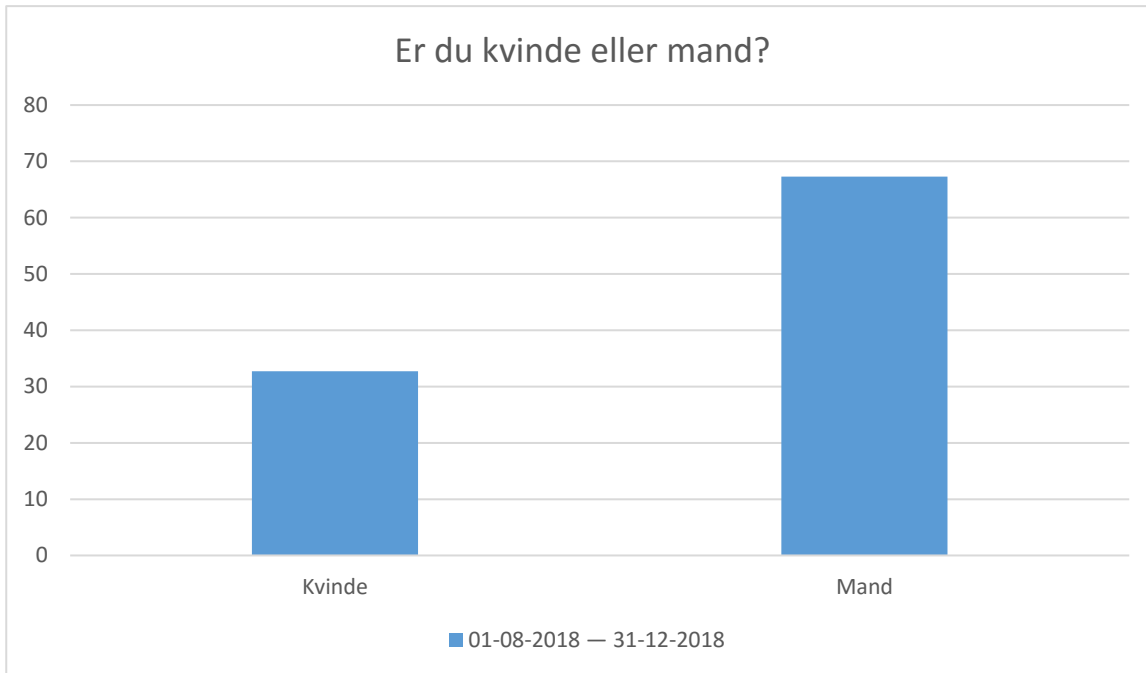


@Ventures
Undervisningsmiljøvurdering 2018

Indhold

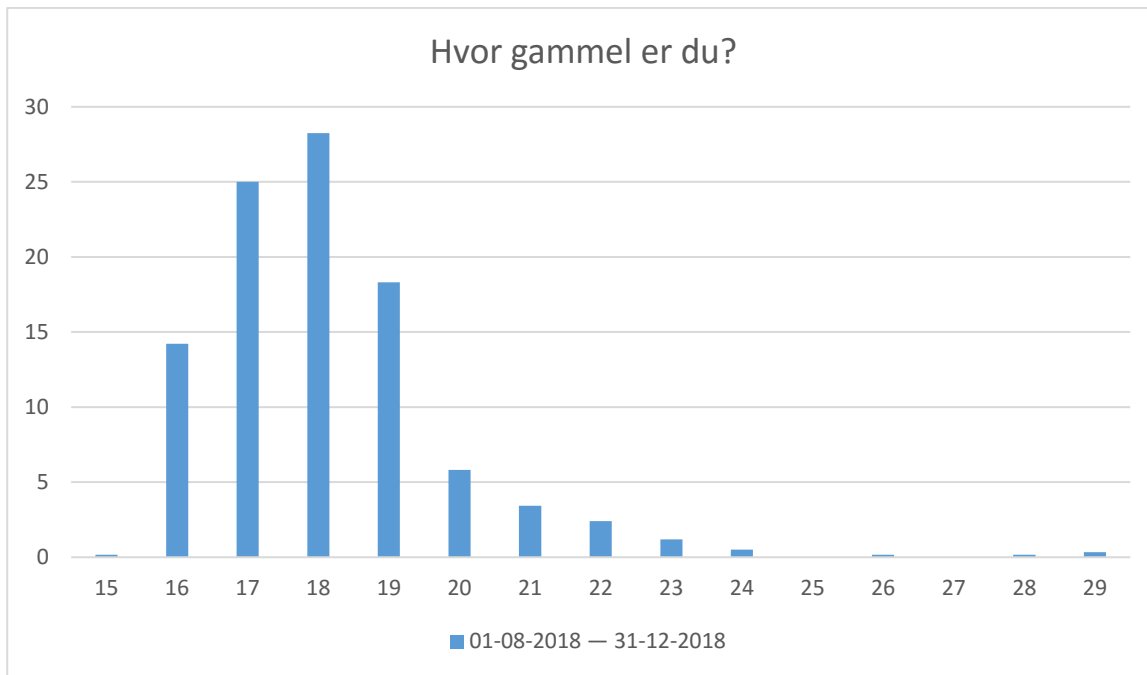
Personoplysninger	3
Uddannelse.....	5
Egen indsats.....	6
Stuemiljø.....	7
Trivsel	12
Mobning/chikane	16
Fysisk undervisningsmiljø	20

Personoplysninger



01-08-2018 — 31-12-2018; Gennemsnit og spredning kan ikke beregnes.

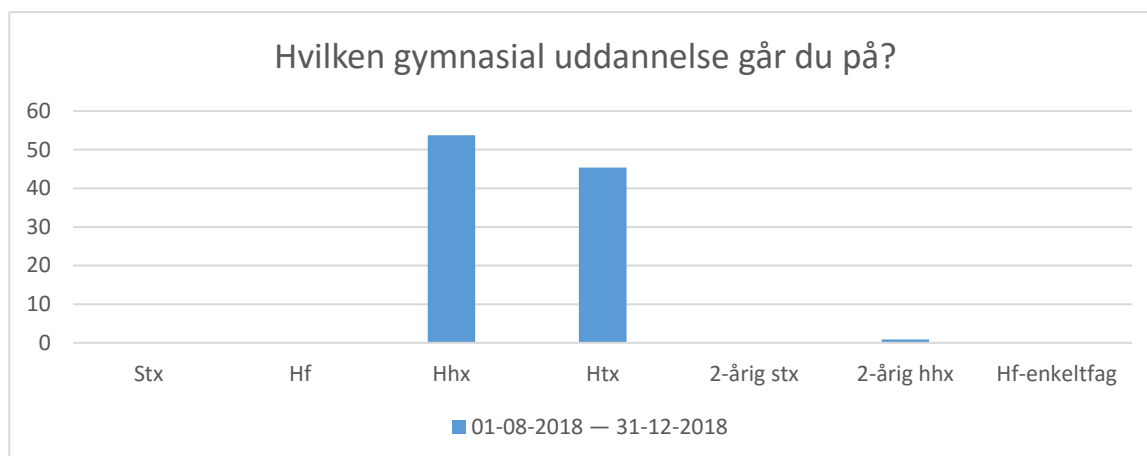
Svarmulighed	01-08-2018 — 31-12-2018: Antal	01-08-2018 — 31-12-2018: Andel (%)
Kvinde	191	33
Mand	393	67
Total	584	-



01-08-2018 — 31-12-2018; Gennemsnit: 18,1, spredning: 1,8

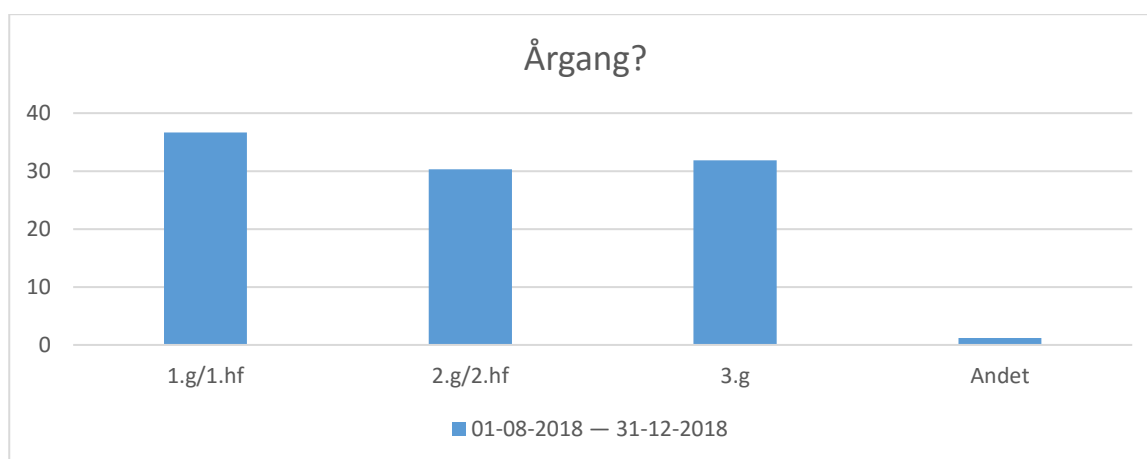
Svarmulighed	01-08-2018 — 31-12-2018: Antal	01-08-2018 — 31-12-2018: Andel (%)
15	1	0
16	83	14
17	146	25
18	165	28
19	107	18
20	34	6
21	20	3
22	14	2
23	7	1
24	3	1
26	1	0
28	1	0
29	2	0
Total	584	-

Uddannelse



01-08-2018 — 31-12-2018; Gennemsnit og spredning kan ikke beregnes.

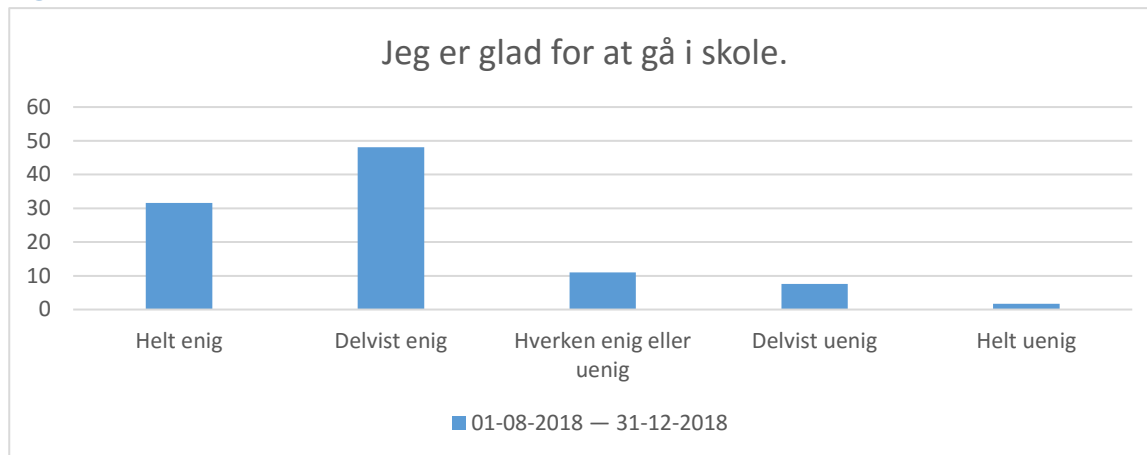
Svarmulighed	01-08-2018 — 31-12-2018: Antal	01-08-2018 — 31-12-2018: Andel (%)
Stx	0	0
Hf	0	0
Hhx	314	54
Htx	265	45
2-årig stx	0	0
2-årig hhx	5	1
Hf-enkeltfag	0	0
Total	584	-



01-08-2018 — 31-12-2018; Gennemsnit og spredning kan ikke beregnes.

Svarmulighed	01-08-2018 — 31-12-2018: Antal	01-08-2018 — 31-12-2018: Andel (%)
1.g/1.hf	214	37
2.g/2.hf	177	30
3.g	186	32
Andet	7	1
Total	584	-

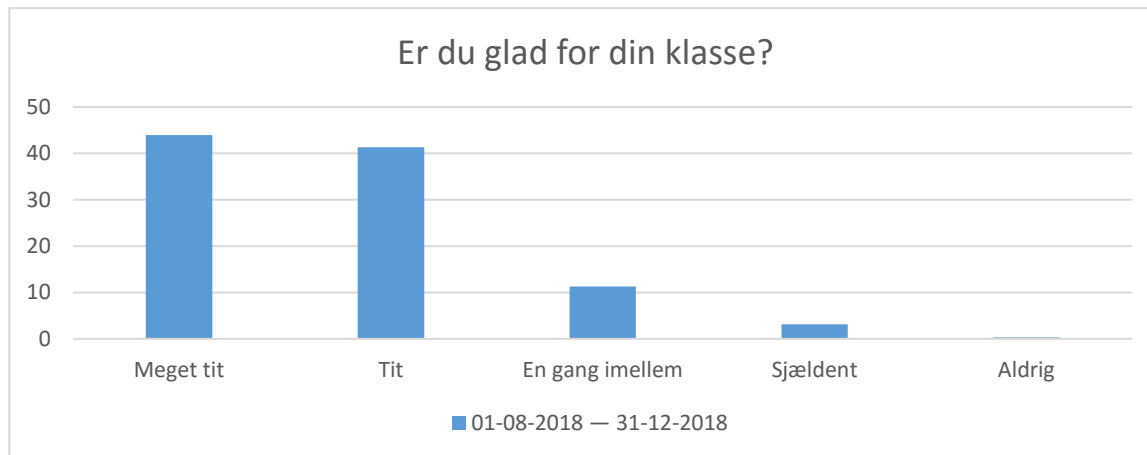
Egen indsats



01-08-2018 — 31-12-2018; Gennemsnit: 4, spredning: 0,9

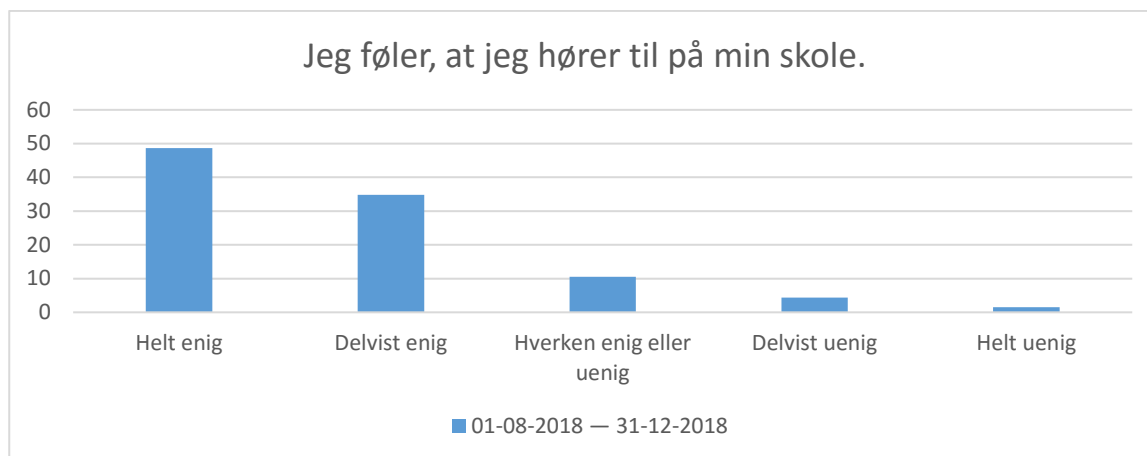
Svarmulighed	01-08-2018 — 31-12-2018: Antal		01-08-2018 — 31-12-2018: Andel (%)	
Helt enig		183		32
Delvist enig		279		48
Hverken enig eller uenig		64		11
Delvist uenig		44		8
Helt uenig		10		2
Total		580		-

Studiemiljø



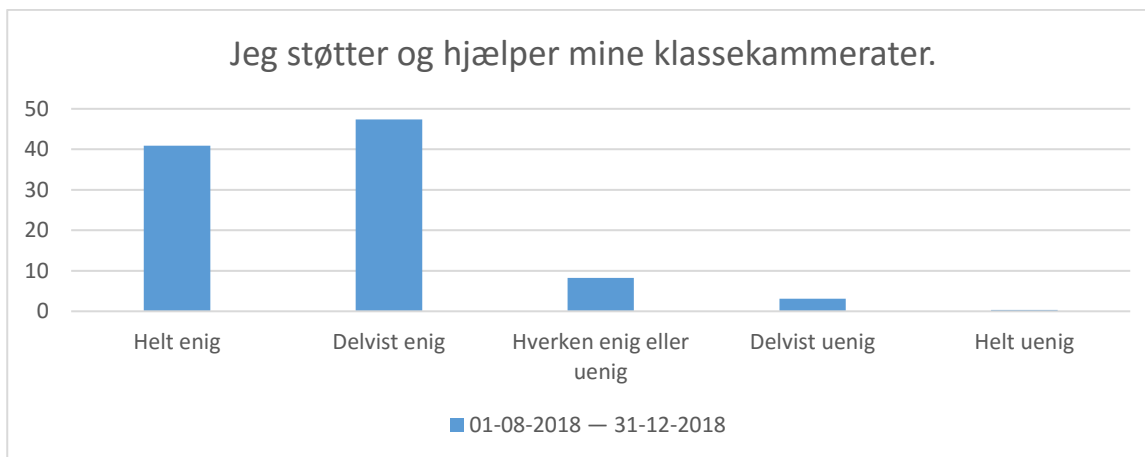
01-08-2018 — 31-12-2018; Gennemsnit: 4,3, spredning: 0,8

Svarmulighed	01-08-2018 — 31-12-2018: Antal	01-08-2018 — 31-12-2018: Andel (%)
Meget tit	253	44
Tit	238	41
En gang imellem	65	11
Sjældent	18	3
Aldrig	2	0
Total	576	-



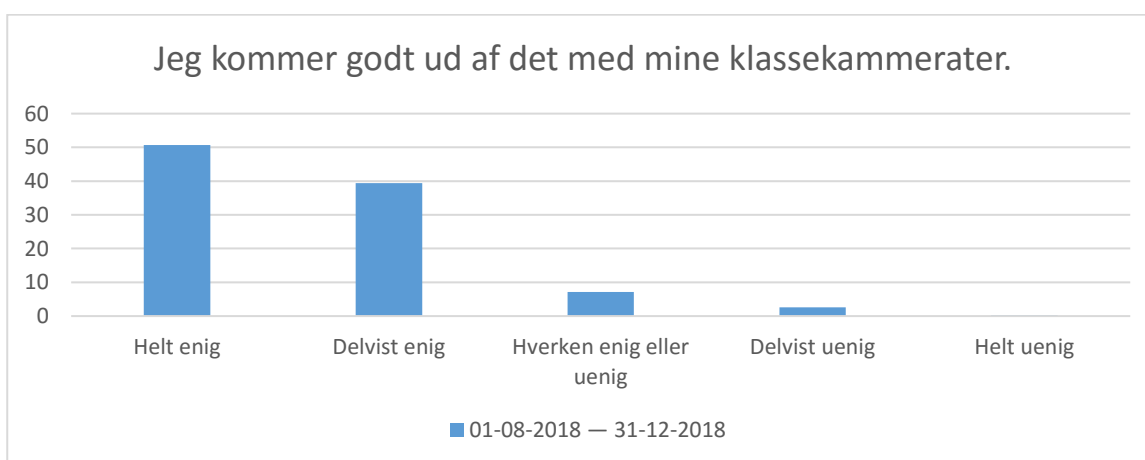
01-08-2018 — 31-12-2018; Gennemsnit: 4,2, spredning: 0,9

Svarmulighed	01-08-2018 — 31-12-2018: Antal	01-08-2018 — 31-12-2018: Andel (%)
Helt enig	281	49
Delvist enig	201	35
Hverken enig eller uenig	61	11
Delvist uenig	25	4
Helt uenig	9	2
Total	577	-



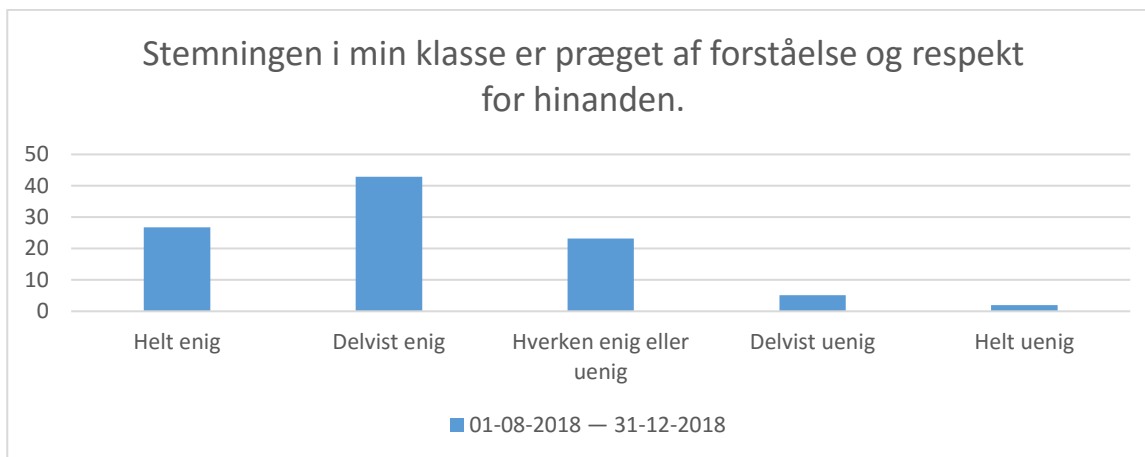
01-08-2018 — 31-12-2018; Gennemsnit: 4,3, spredning: 0,8

Svarmulighed	01-08-2018 — 31-12-2018: Antal	01-08-2018 — 31-12-2018: Andel (%)
Helt enig	234	41
Delvist enig	271	47
Hverken enig eller uenig	47	8
Delvist uenig	18	3
Helt uenig	2	0
Total	572	-



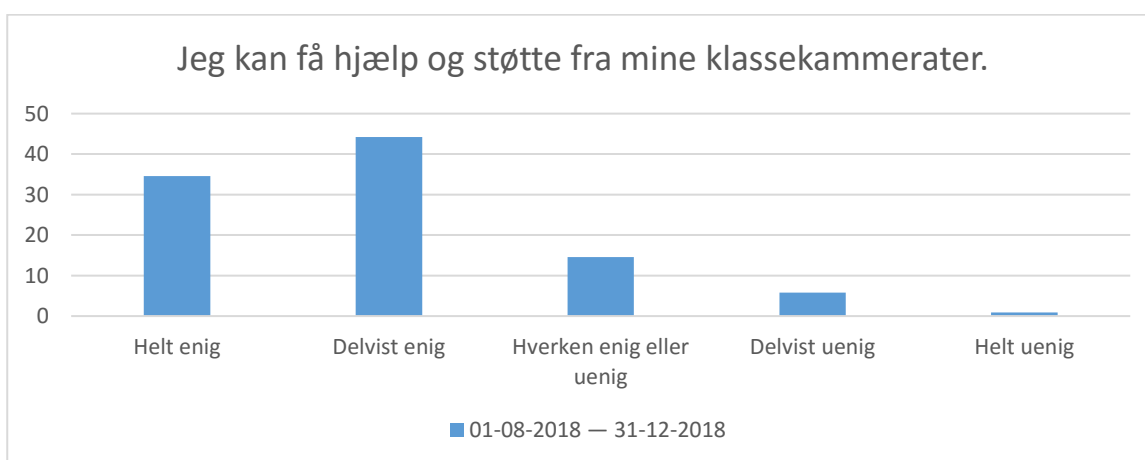
01-08-2018 — 31-12-2018; Gennemsnit: 4,4, spredning: 0,7

Svarmulighed	01-08-2018 — 31-12-2018: Antal	01-08-2018 — 31-12-2018: Andel (%)
Helt enig	291	51
Delvist enig	226	39
Hverken enig eller uenig	41	7
Delvist uenig	15	3
Helt uenig	1	0
Total	574	-



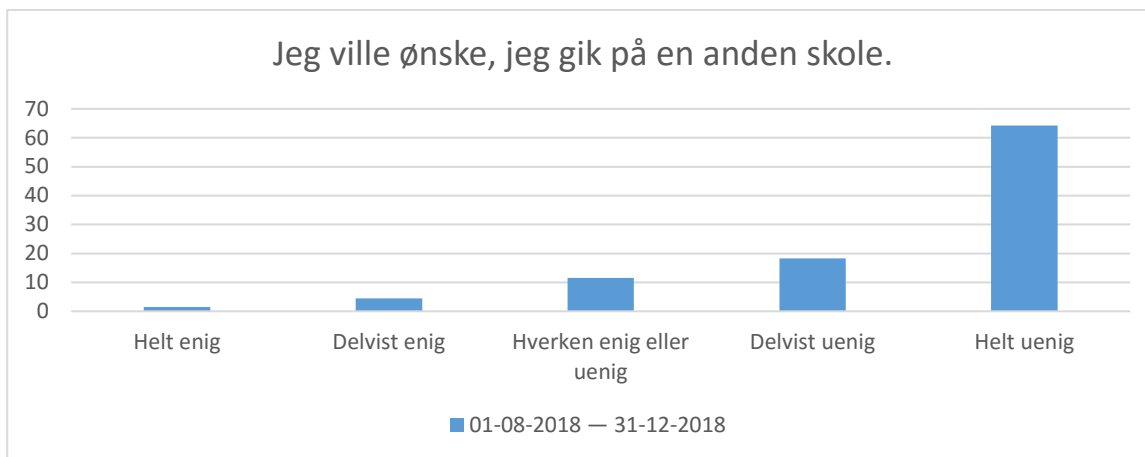
01-08-2018 — 31-12-2018; Gennemsnit: 3,9, spredning: 0,9

Svarmulighed	01-08-2018 — 31-12-2018: Antal	01-08-2018 — 31-12-2018: Andel (%)
Helt enig	150	27
Delvist enig	240	43
Hverken enig eller uenig	130	23
Delvist uenig	29	5
Helt uenig	11	2
Total	560	-



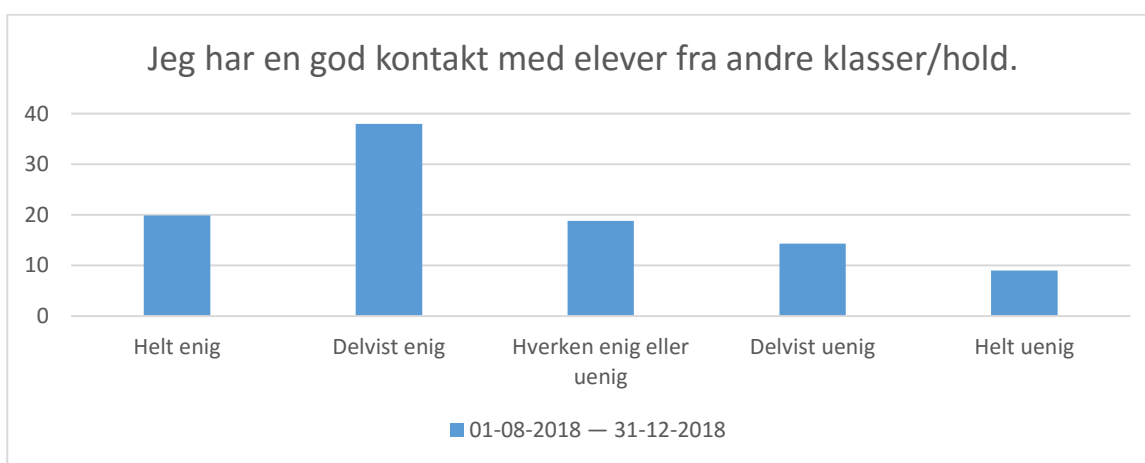
01-08-2018 — 31-12-2018; Gennemsnit: 4,1, spredning: 0,9

Svarmulighed	01-08-2018 — 31-12-2018: Antal	01-08-2018 — 31-12-2018: Andel (%)
Helt enig	197	35
Delvist enig	252	44
Hverken enig eller uenig	83	15
Delvist uenig	33	6
Helt uenig	5	1
Total	570	-



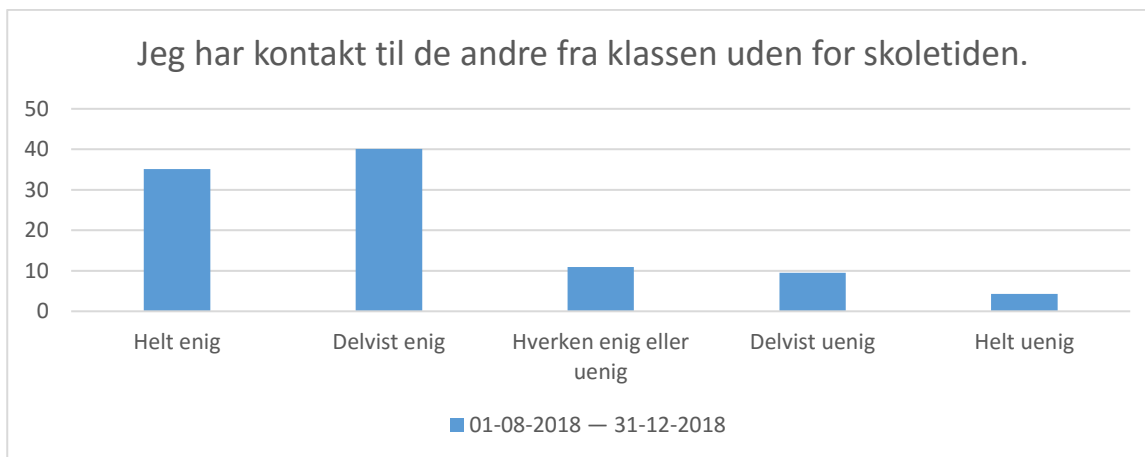
01-08-2018 — 31-12-2018; Gennemsnit: 1,6, spredning: 1

Svarmulighed	01-08-2018 — 31-12-2018: Antal	01-08-2018 — 31-12-2018: Andel (%)
Helt enig	8	1
Delvist enig	25	4
Hverken enig eller uenig	64	12
Delvist uenig	102	18
Helt uenig	357	64
Total	556	-



01-08-2018 — 31-12-2018; Gennemsnit: 3,5, spredning: 1,2

Svarmulighed	01-08-2018 — 31-12-2018: Antal	01-08-2018 — 31-12-2018: Andel (%)
Helt enig	115	20
Delvist enig	220	38
Hverken enig eller uenig	109	19
Delvist uenig	83	14
Helt uenig	52	9
Total	579	-



01-08-2018 — 31-12-2018; Gennemsnit: 3,9, spredning: 1,1

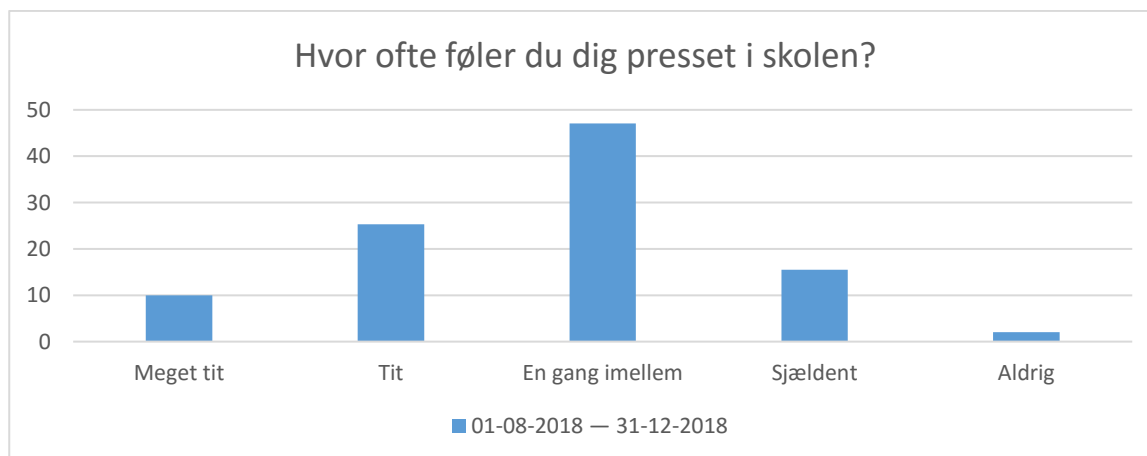
Svarmulighed	01-08-2018 — 31-12-2018: Antal	01-08-2018 — 31-12-2018: Andel (%)
Helt enig	203	35
Delvist enig	232	40
Hverken enig eller uenig	63	11
Delvist uenig	55	10
Helt uenig	25	4
Total	578	-

Trivsel



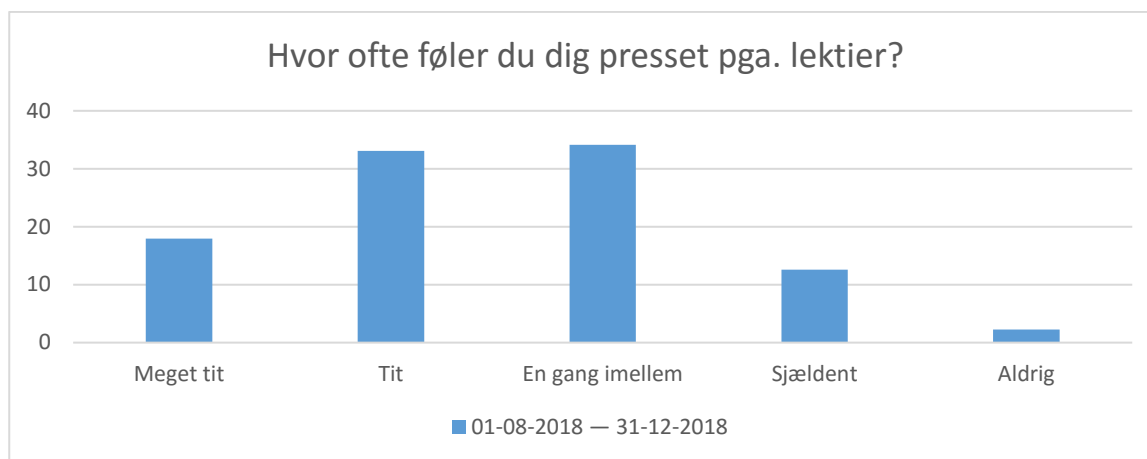
01-08-2018 — 31-12-2018; Gennemsnit: 1,8, spredning: 1

Svarmulighed	01-08-2018 — 31-12-2018: Antal	01-08-2018 — 31-12-2018: Andel (%)
Helt enig	10	2
Delvist enig	33	6
Hverken enig eller uenig	76	13
Delvist uenig	146	25
Helt uenig	308	54
Total	573	-



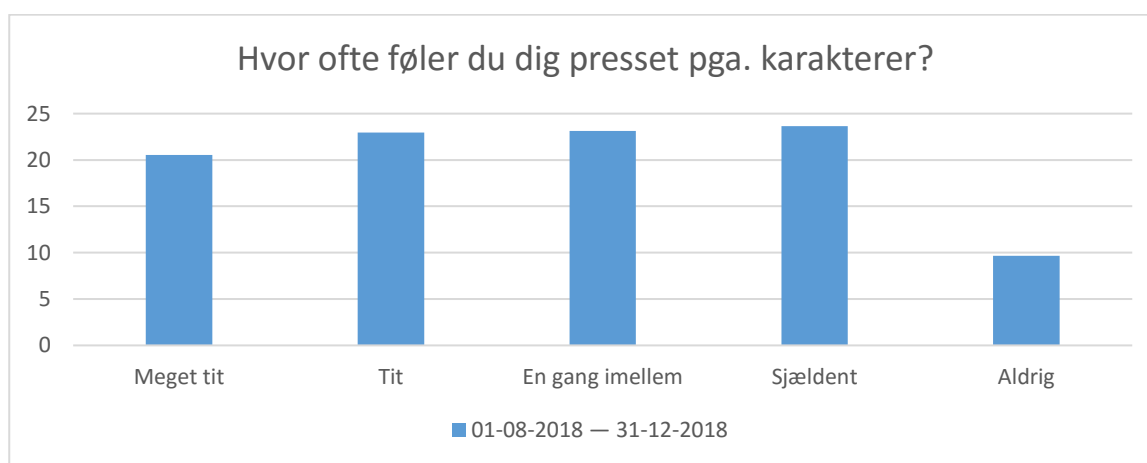
01-08-2018 — 31-12-2018; Gennemsnit: 3,3, spredning: 0,9

Svarmulighed	01-08-2018 — 31-12-2018: Antal	01-08-2018 — 31-12-2018: Andel (%)
Meget tit	58	10
Tit	147	25
En gang imellem	273	47
Sjældent	90	16
Aldrig	12	2
Total	580	-



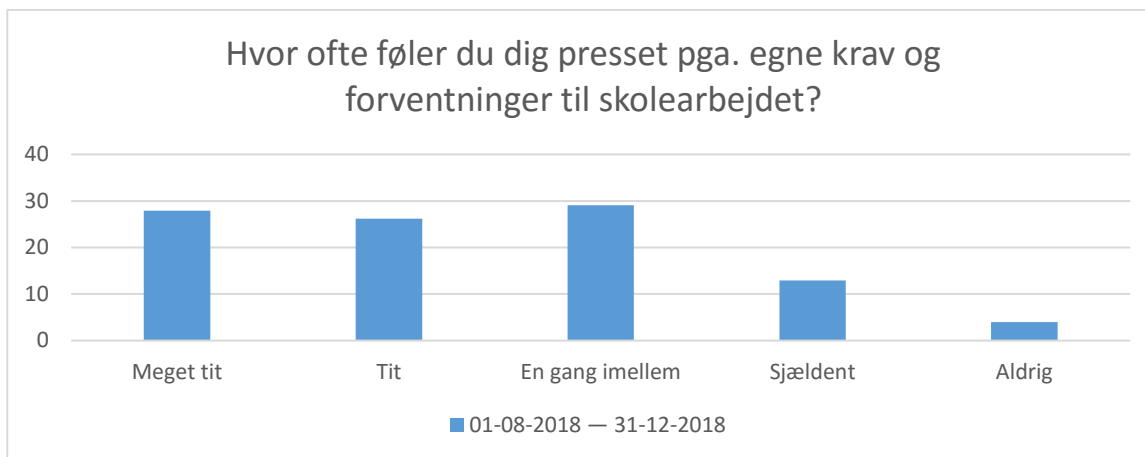
01-08-2018 — 31-12-2018; Gennemsnit: 3,5, spredning: 1

Svarmulighed	01-08-2018 — 31-12-2018: Antal	01-08-2018 — 31-12-2018: Andel (%)
Meget tit	104	18
Tit	192	33
En gang imellem	198	34
Sjældent	73	13
Aldrig	13	2
Total	580	-



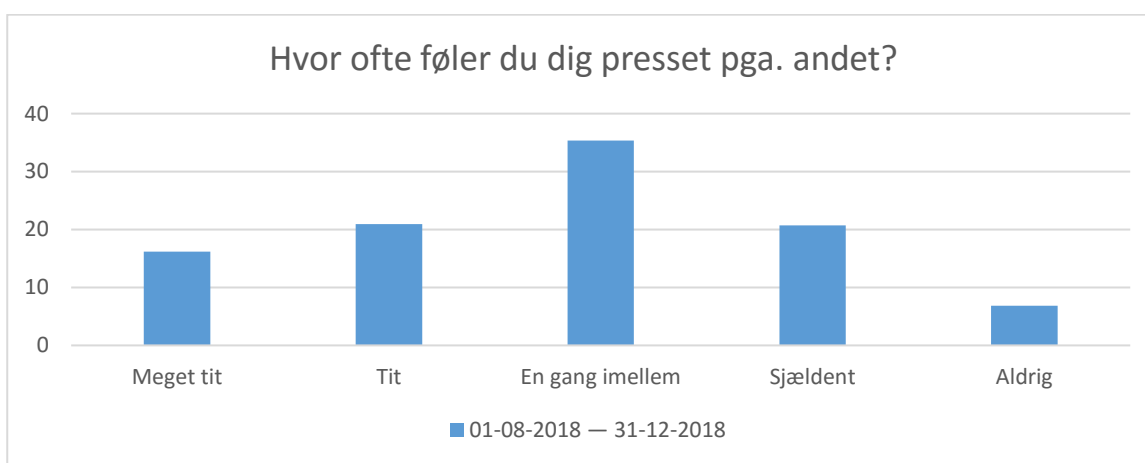
01-08-2018 — 31-12-2018; Gennemsnit: 3,2, spredning: 1,3

Svarmulighed	01-08-2018 — 31-12-2018: Antal	01-08-2018 — 31-12-2018: Andel (%)
Meget tit	119	21
Tit	133	23
En gang imellem	134	23
Sjældent	137	24
Aldrig	56	10
Total	579	-



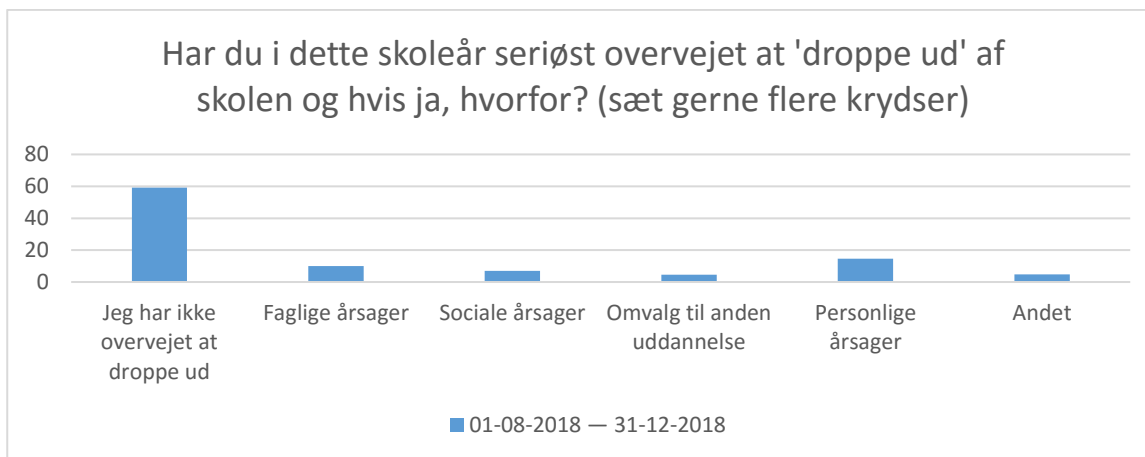
01-08-2018 — 31-12-2018; Gennemsnit: 3,6, spredning: 1,1

Svarmulighed	01-08-2018 — 31-12-2018: Antal	01-08-2018 — 31-12-2018: Andel (%)
Meget tit	162	28
Tit	152	26
En gang imellem	169	29
Sjældent	75	13
Aldrig	23	4
Total	581	-



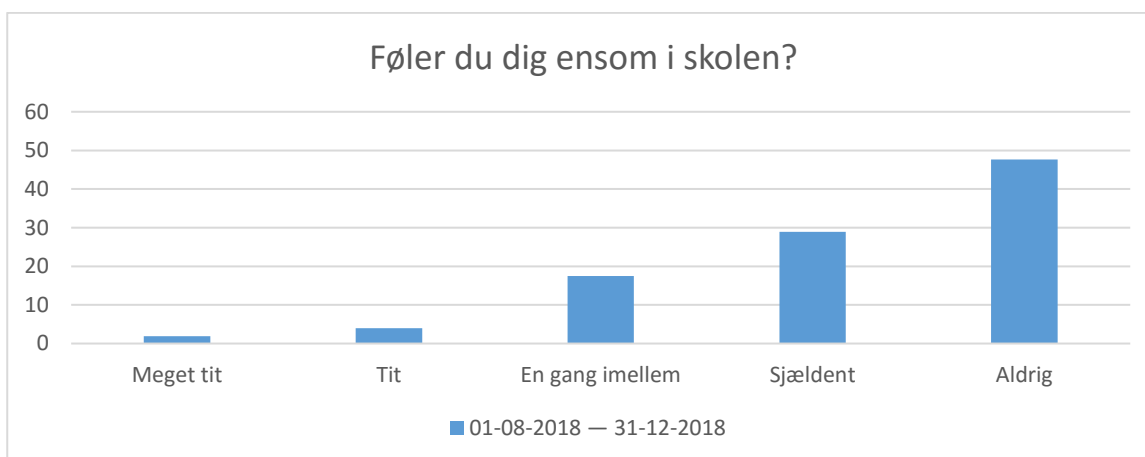
01-08-2018 — 31-12-2018; Gennemsnit: 3,2, spredning: 1,1

Svarmulighed	01-08-2018 — 31-12-2018: Antal	01-08-2018 — 31-12-2018: Andel (%)
Meget tit	85	16
Tit	110	21
En gang imellem	186	35
Sjældent	109	21
Aldrig	36	7
Total	526	-



01-08-2018 — 31-12-2018; Gennemsnit og spredning kan ikke beregnes.

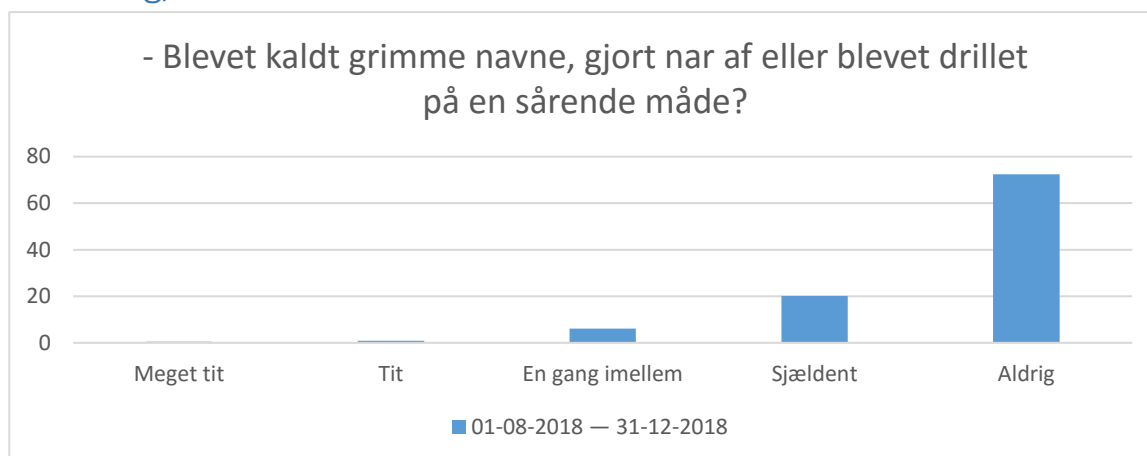
Svarmulighed	01-08-2018 — 31-12-2018: Antal	01-08-2018 — 31-12-2018: Andel (%)
Jeg har ikke overvejet at droppe ud	418	59
Faglige årsager	70	10
Sociale årsager	49	7
Omvalg til anden uddannelse	33	5
Personlige årsager	103	15
Andet	34	5
Total	707	-



01-08-2018 — 31-12-2018; Gennemsnit: 1,8, spredning: 1

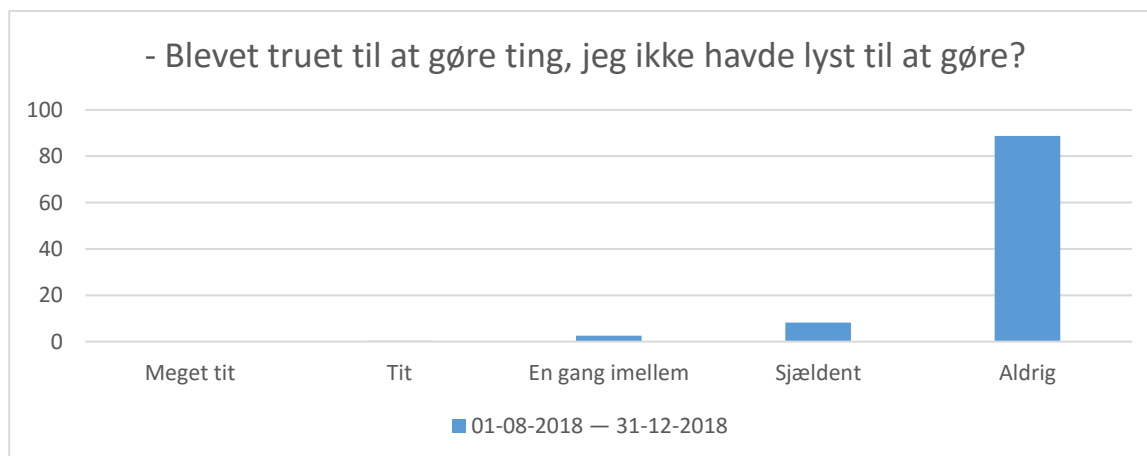
Svarmulighed	01-08-2018 — 31-12-2018: Antal	01-08-2018 — 31-12-2018: Andel (%)
Meget tit	11	2
Tit	23	4
En gang imellem	101	18
Sjældent	167	29
Aldrig	275	48
Total	577	-

Mobning/chikane



01-08-2018 — 31-12-2018; Gennemsnit: 1,4, spredning: 0,7

Svarmulighed	01-08-2018 — 31-12-2018: Antal	01-08-2018 — 31-12-2018: Andel (%)
Meget tit	3	1
Tit	5	1
En gang imellem	35	6
Sjældent	115	20
Aldrig	414	72
Total	572	-



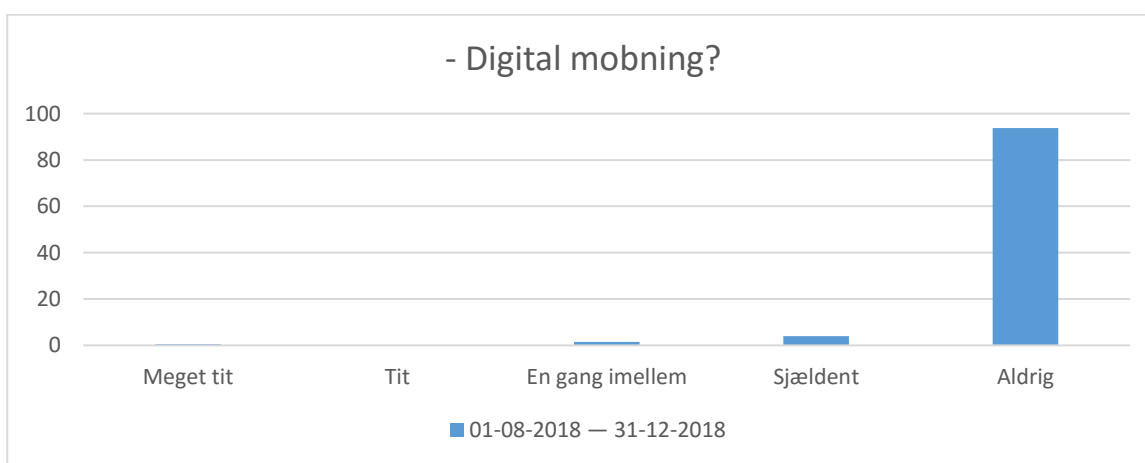
01-08-2018 — 31-12-2018; Gennemsnit: 1,2, spredning: 0,5

Svarmulighed	01-08-2018 — 31-12-2018: Antal	01-08-2018 — 31-12-2018: Andel (%)
Meget tit	1	0
Tit	2	0
En gang imellem	15	3
Sjældent	47	8
Aldrig	509	89
Total	574	-



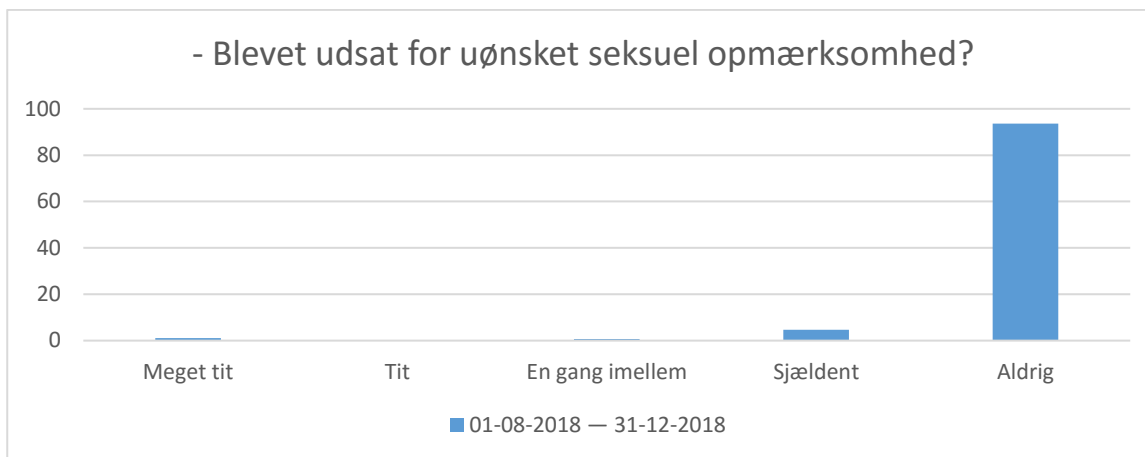
01-08-2018 — 31-12-2018; Gennemsnit: 1,4, spredning: 0,8

Svarmulighed	01-08-2018 — 31-12-2018: Antal	01-08-2018 — 31-12-2018: Andel (%)
Meget tit	6	1
Tit	11	2
En gang imellem	31	5
Sjældent	89	16
Aldrig	431	76
Total	568	-



01-08-2018 — 31-12-2018; Gennemsnit: 1,1, spredning: 0,4

Svarmulighed	01-08-2018 — 31-12-2018: Antal	01-08-2018 — 31-12-2018: Andel (%)
Meget tit	3	1
Tit	1	0
En gang imellem	9	2
Sjældent	23	4
Aldrig	537	94
Total	573	-



01-08-2018 — 31-12-2018; Gennemsnit: 1,1, spredning: 0,5

Svarmulighed	01-08-2018 — 31-12-2018: Antal	01-08-2018 — 31-12-2018: Andel (%)
Meget tit	6	1
Tit	0	0
En gang imellem	4	1
Sjældent	27	5
Aldrig	538	94
Total	575	-



01-08-2018 — 31-12-2018; Gennemsnit: 1,4, spredning: 0,8

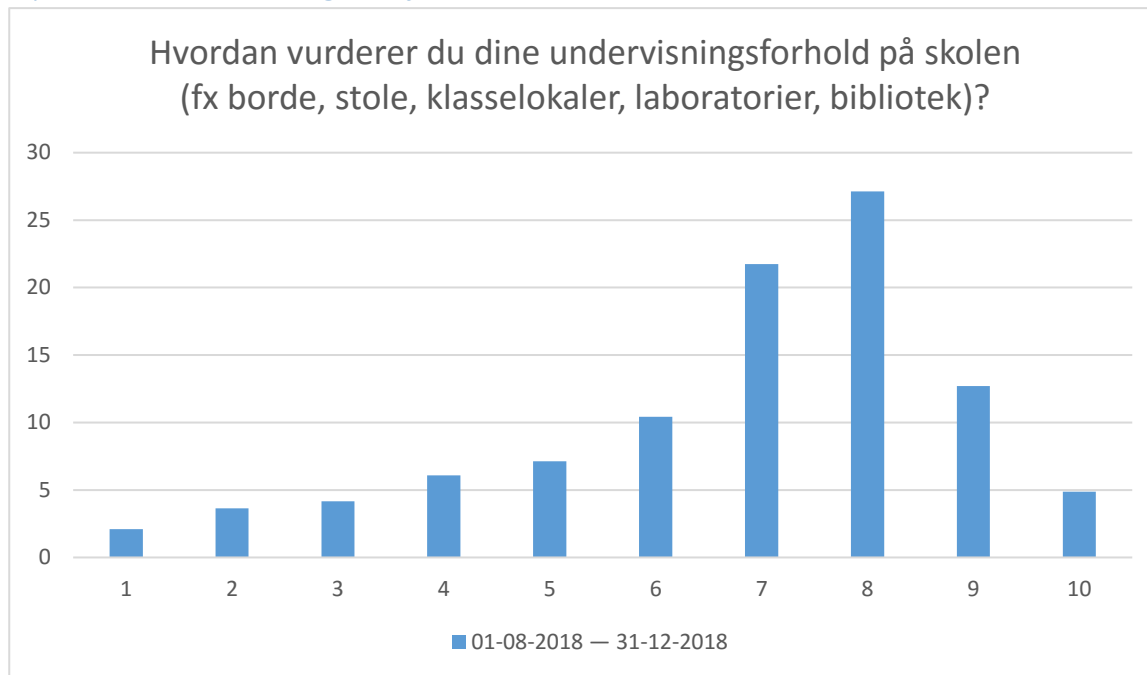
Svarmulighed	01-08-2018 — 31-12-2018: Antal	01-08-2018 — 31-12-2018: Andel (%)
Meget tit	5	1
Tit	10	2
En gang imellem	29	6
Sjældent	118	23
Aldrig	357	69
Total	519	-



01-08-2018 — 31-12-2018; Gennemsnit: 4,1, spredning: 0,9

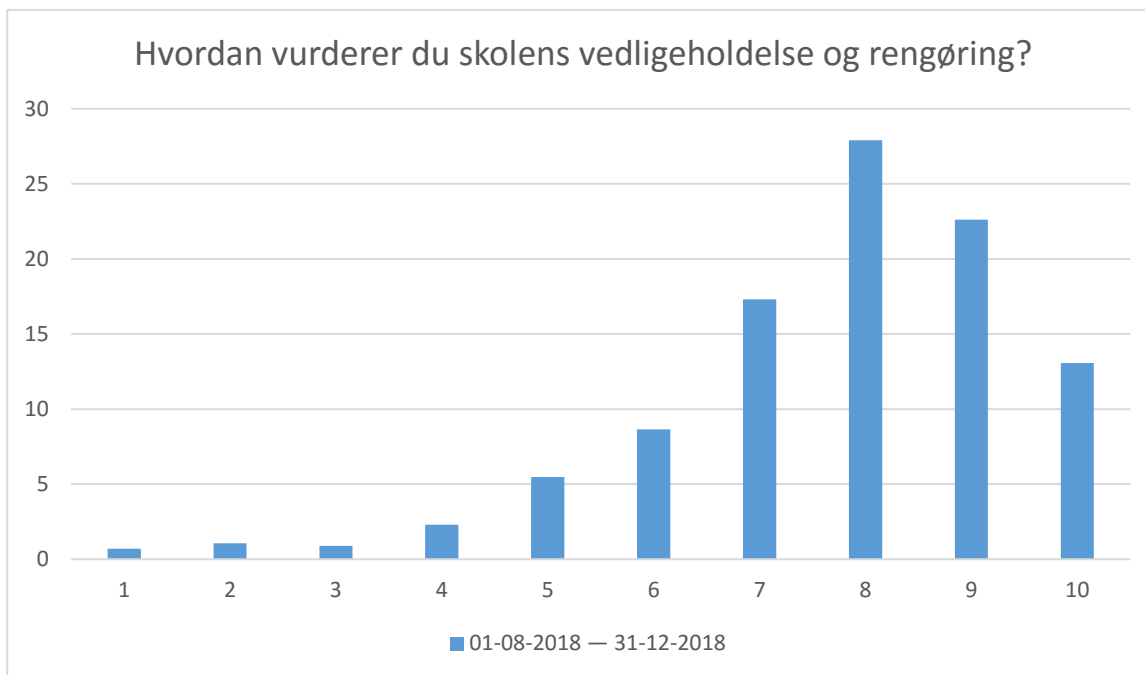
Svarmulighed	01-08-2018 — 31-12-2018: Antal	01-08-2018 — 31-12-2018: Andel (%)
Helt enig	207	39
Delvist enig	219	41
Hverken enig eller uenig	75	14
Delvist uenig	23	4
Helt uenig	6	1
Total	530	-

Fysisk undervisningsmiljø



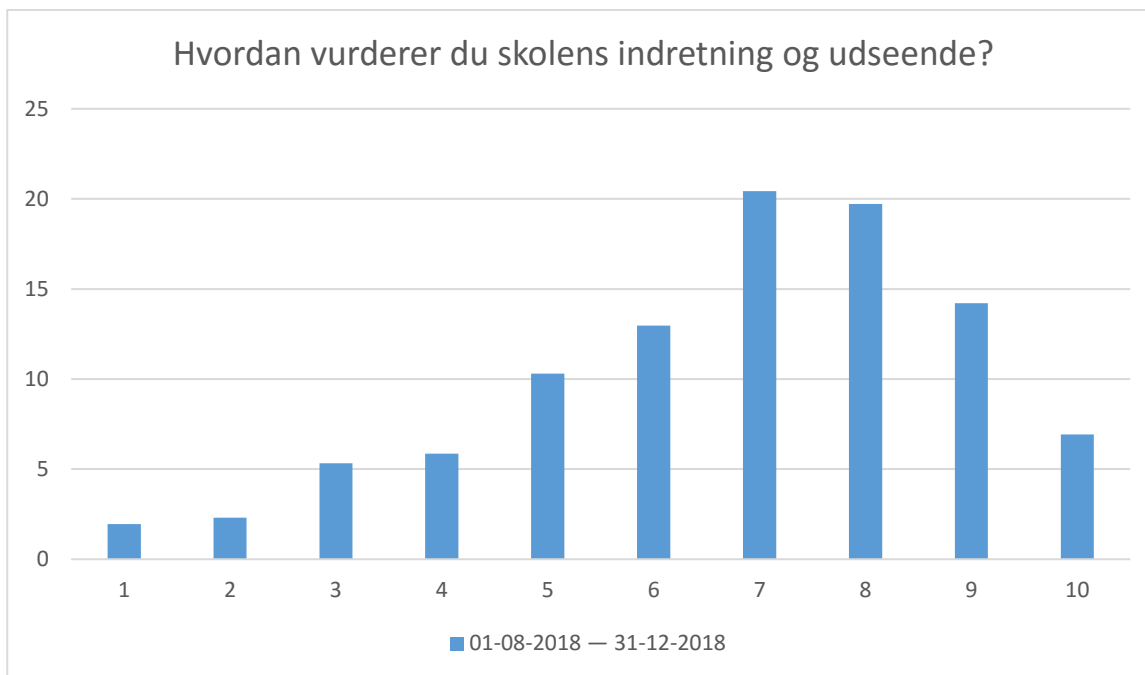
01-08-2018 — 31-12-2018; Gennemsnit: 6,8, spredning: 2,1

Svarmulighed	01-08-2018 — 31-12-2018: Antal	01-08-2018 — 31-12-2018: Andel (%)
1	12	2
2	21	4
3	24	4
4	35	6
5	41	7
6	60	10
7	125	22
8	156	27
9	73	13
10	28	5
Total	575	-



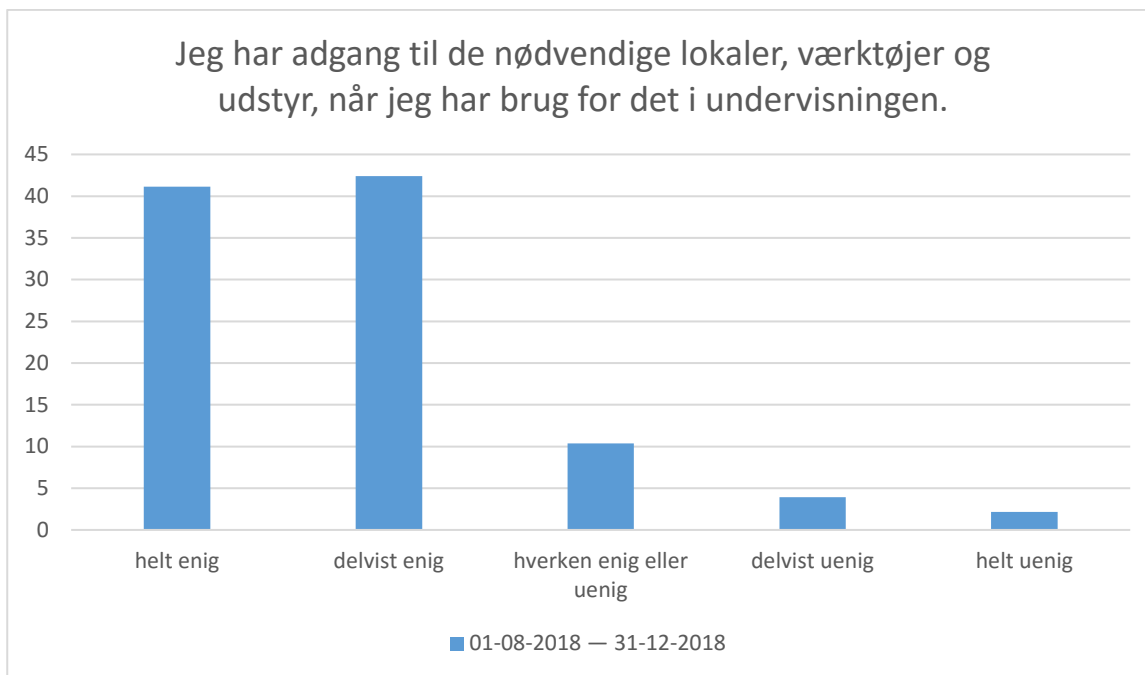
01-08-2018 — 31-12-2018; Gennemsnit: 7,7, spredning: 1,7

Svarmulighed	01-08-2018 — 31-12-2018: Antal	01-08-2018 — 31-12-2018: Andel (%)
1	4	1
2	6	1
3	5	1
4	13	2
5	31	5
6	49	9
7	98	17
8	158	28
9	128	23
10	74	13
Total	566	-



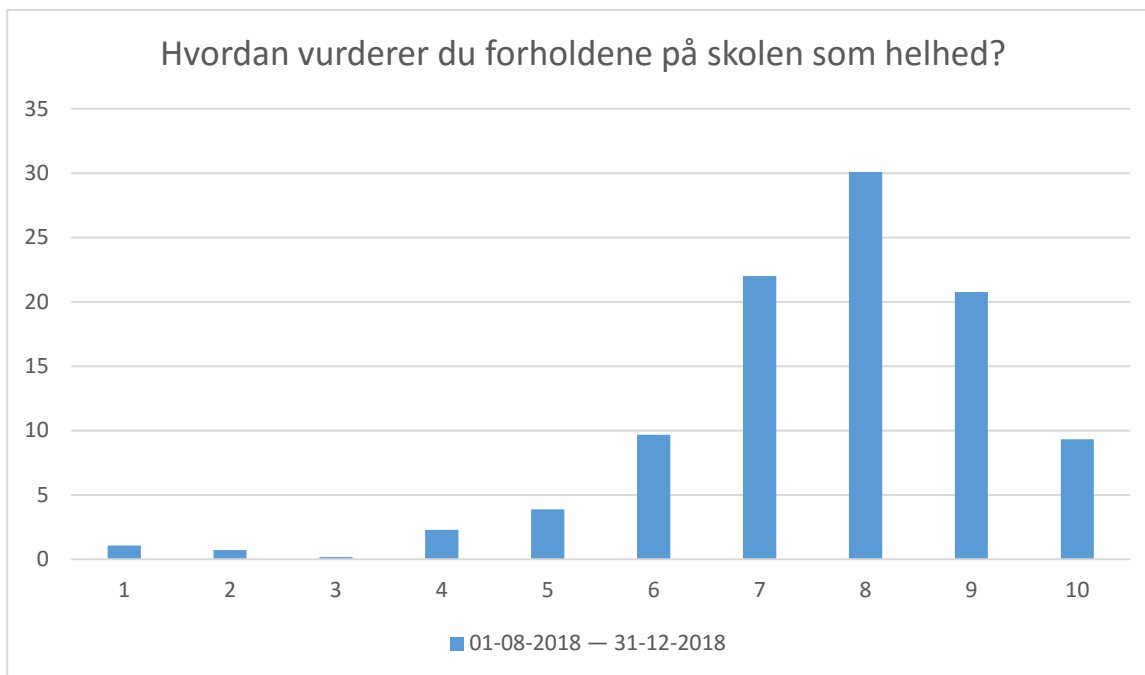
01-08-2018 — 31-12-2018; Gennemsnit: 6,7, spredning: 2,1

Svarmulighed	01-08-2018 — 31-12-2018: Antal	01-08-2018 — 31-12-2018: Andel (%)
1	11	2
2	13	2
3	30	5
4	33	6
5	58	10
6	73	13
7	115	20
8	111	20
9	80	14
10	39	7
Total	563	-



01-08-2018 — 31-12-2018; Gennemsnit: 4,2, spredning: 0,9

Svarmulighed	01-08-2018 — 31-12-2018: Antal	01-08-2018 — 31-12-2018: Andel (%)
helt enig	230	41
delvist enig	237	42
hverken enig eller uenig	58	10
delvist uenig	22	4
helt uenig	12	2
Total	559	-



01-08-2018 — 31-12-2018; Gennemsnit: 7,6, spredning: 1,6

Svarmulighed	01-08-2018 — 31-12-2018: Antal	01-08-2018 — 31-12-2018: Andel (%)
1	6	1
2	4	1
3	1	0
4	13	2
5	22	4
6	55	10
7	125	22
8	171	30
9	118	21
10	53	9
Total	568	-